

1

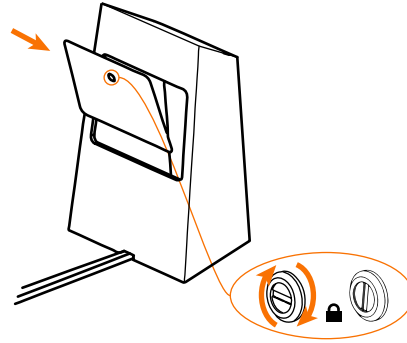
## Maintenance:

- Only wipe surfaces with microfiber cloths.
- Use Isopropyl alcohol for the two screens
- Use simple green for the painted surfaces

2

## Trouble Shooting:

Follow these steps if unit is not powering on, frozen, program isn't running, etc.



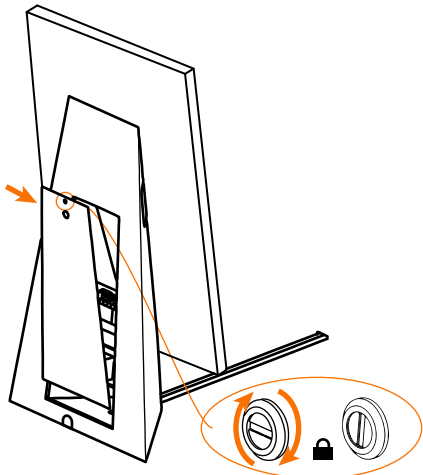
First open the back of the touch pedestal.

3



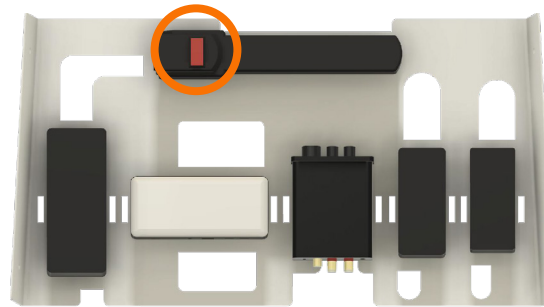
Find the Streamdeck inside of the touch pedestal and press the button that says "reboot". Wait for computer to shutdown and reboot. This can take up to a minute.

4




If rebooting does not solve the issue, try fully power cycling the model viewer. Start by opening the back of the screen pedestal.

5



Near the bottom of the pedestal try flipping the red switch on the power strip off and then back on.

6



If neither of these processes work contact [info@brdg.co](mailto:info@brdg.co)